



This is the published version of this work:

Huang, X. (2009). Degradation of MIMO UWR-IR Transceiver in Poisson Models. In H. Miao, & G. Hu (Eds.), IEEE/SCIS International Conference on Computer and Information Science (Vol. 1, pp. 791-796). United States: IEEE, Institute of Electrical and Electronics Engineers. <https://doi.org/10.1109/ICIS.2009.121>

This file was downloaded from:

<https://researchprofiles.canberra.edu.au/en/publications/degradation-of-mimo-uwr-ir-transceiver-in-poisson-models>

©2009 IEEE. Personal use of this material is permitted. Permission from IEEE must be obtained for all other uses, in any current or future media, including reprinting/republishing this material for advertising or promotional purposes, creating new collective works, for resale or redistribution to servers or lists, or reuse of any copyrighted component of this work in other works

Notice:

The published version is reproduced here in accordance with the publisher's archiving policy 2009.

Degradation of MIMO UWB-IR Transceiver in Poisson Models

Xu Huang

*Faculty of Information Sciences and Engineering
University of Canberra
Canberra, ACT 2617, Australia
Xu.Huang@canberra.edu.au*

Abstract-Multi-antenna-based multi-input multi-output (MIMO) communications become the next revolution in wireless data communications. MIMO has gone through the adoption curve for commercial wireless systems to the today's situation, all high throughput commercial standards, i.e. WiMax, Wi-Fi, cellular, etc., have adopted MIMO as part of the optional. This paper is to present our investigations of the behaviors of the MIMO Ultra-Wide-Band-Impulse Radio (UWB-IR) systems with statistic models, which will contribute to optimal designs for the low-power high-speed data communication over unlicensed bandwidth spanning several GHz, such as IEEE 802.15 families. We have developed and analyzed three no coherent transceiver models without requiring any channel estimation procedure. The massive simulations are made based on our established models. Our investigations show that the Poisson distribution of the path arriving will affect the signal-noise ratio (SNR) and that for the Nakagami distributed multipath fading channel the "m" factor, together with receiver number, will impact on the SNR of the MIMO UWB-IR systems.

Key words: MIMO, WiMax, Wi-Fi, UWB-IR, Poisson distribution, Nakagami distribution.

1. Introduction

Multi-antenna-based multi-input multi-output (MIMO) communications first occurred in the mid-1990s when researchers at Bell Labs and Stanford were looking for ways to increase system throughput without increasing bandwidth. After that thousands of research papers have been written on the topic dealing with both physical layer and network layer ramifications of the technology. In fact all high throughput commercial standards, such as WiMax, Wi-Fi, cellular, etc., have adopted MIMO as part of the optional. The adoption of MIMO into military wireless communications systems has played important role as well as in the commercial arena.

Ultra Wide Band Impulse Radio (UWB-IR) is an emerging wireless technology, proposed for low power high speed data communication over unlicensed bandwidth. This technology has been drawing great attentions from the researchers [1-9]. Currently the transceiver architectures have been showing the tendency of extending this technology to next generation WLAN compliant operating scenarios. Therefore, exploiting both spatial and temporal diversity and combing the MIMO

technology with the UWB-IR become inevitable, which becomes our motivation to this current paper.

It is well known that the design of a MIMO communication system depends on the degree of knowledge of the channel state information (CSI), which is normally very expensive. In this paper, the analyses are based on the UWB-IR statistical channel models. We take the noncoherent transceiver [7, 16-18] and focus on wireless three models, namely Gaussian, Nakagami and log-normal distribution channels. We, in particularly, extended the previous research results [13-15] to investigate how the Nakagami m factor impacts on the signal to noise ratio (S/N) in the statistical channel model.

The simulations under various conditions have been done in this paper, our simulations presented the following suggestions: (a) if we take so called single-cluster Poisson model [7], namely the random integer valued number, then the mean of this random integer valued number will impact on the MIMO S/N regardless which of three models (Gaussian, Nakagami and log-normal distribution channels) and (b) for the Nakagami distribution channel, as we expected that the "m" factor will impact on the MIMO S/N.

In the next section the MIMO UWB-IR statistical channels are to be investigated. Then, the models for those discussed statistical channel will be established in section 3. In section 4 simulations will be given for the investigated models in section 3. In the final section the conclusions are presented.

2. MIMO UWB-IR Statistical Channels

The baseband point to point (P2P), shown in Figure 1, is composed by N_t transmit and N_r receive antennas working on an UWB-IR MIMO channel.

At the signaling period T_s second the source of Figure 1 generates an L -ary ($L \geq 2$) information symbol b , i.e. $b \in \{0, 1, \dots, L-1\}$. The multi-antenna transmitter maps b onto $N_t M$ -ary baseband signals of time duration limited by T_s . It is noted that the USB baseband pulse is limited to pulse time, T_p , and repeated N_f times over each signaling period, T_s , here N_f is the number of frames and the time for frames of duration denoted by T_f . In order to avoid inter-frame interference (IFI), we must have $T_f > T_\mu$, where T_μ is the UWB channel delay spread time.

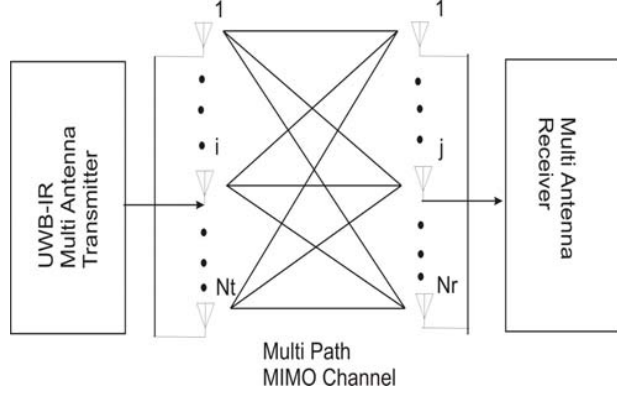


Figure 1: The MIMO point to point UWB-IR system with N_t transmit and N_r receive antennas. The MIMO UWB-IR channel is affected by multipath fading that is described by $N_t \times N_r$ baseband impulse channel responses.

It is well known that we have single input single output (SISO) UWB-IR channel by IEEE 802.14. If we take the impulse channel responses in Figure 1 as $h_{ji}(t)$, $0 \leq j \leq N_r$, $0 \leq i \leq N_t$, we may collect these impulse responses into the corresponding $(N_t \times N_r)$ matrix $\mathbf{H}(t)$ [2]. Therefore, as IEEE 802.15 recommend that each SISO impulse response $h_{ji}(t)$ in Figure 1 is modeled as the superposition of several path clusters, with both inter-cluster and intra-cluster inter-arrival times being exponentially distributed. Hence, we have [1, 7]:

$$\begin{aligned} h_{ji} &= \sum_{n=0}^V h_n(j, i) \delta(t - \tau_n) \\ &= \sum_{n=0}^V \beta_n(j, i) \alpha_n(j, i) \delta(t - \tau_n) \end{aligned} \quad (1)$$

here, $1 \leq i \leq N_t, 1 \leq j \leq N_r$

It is noted the integer valued number V of received paths over a signaling period T_s is a Poisson distributed random variable with mean value $E\{V\} = \lambda T_s$, where λ is rate in $(\text{ns})^{-1}$, τ_n is the non-negative arrival time of the n th path, in ns. We use $h_n(j, i)$ for the n th path gain of SISO link going from the i th transmit antenna to the j th receive one. The random variable (r.v.) $\beta_n(j, i) \in \{-1, 1\}$ and the non-negative r.v. $\alpha_n(j, i)$ are the corresponding phase and amplitude, respectively. As the previous references [1, 7, 13, 14, 15 19] show that the statistic of the fading affecting rich-scattered medium-range quasi-LOS UWB-IR links may be well modeled by resorting to the Nakagami distribution, long-normal distributed channel amplitudes, $\alpha_n(j, i)$ may be suitable for less scattered LOS short-range indoor propagation environments and the log-normal distribution is recommended by IEEE 802.15 workgroups for WPAN and sensor applications [1-2]. The central limit theorem [2, 20] underpin the fact that zero-mean Gaussian distributed channel coefficients well model highly scattered outdoor NLOS propagation environments.

For the space-time orthogonal PPM (OPPM) modulated the size M of the employed OPPM format equates LN_t and N_t columns of the l -th matrix codeword Φ_l are constituted by the

N_t unit-vectors of \mathbb{R}^M with index i ranging from $i = lN_t$ to $((l+1)N_t)-1$, i.e.

$$\Phi_l = [e(lN_t) \dots e((l+1)N_t - 1)], \quad 0 \leq l \leq L-1 \quad (2)$$

Because of orthogonal and unitary we have:

$$\Phi_l^T \Phi_m = 0, \quad \text{for } l \neq m \quad (3)$$

$$\Phi_l^T \Phi_l = \mathbf{I}_{N_t}, \quad \text{for any } l$$

We also have the relation between Bit-Error-Probability $P_E^{(b)}$ and the corresponding Word Error Probability P_E [7] as shown below:

$$P_E^{(b)} = \left(\frac{L}{2(L-1)} \right) P_E \quad (3)$$

As the general equation we have the decision statistics set $\{z_l\}$ can be expressed by

$$\Phi_{ML} = \arg \max_{0 \leq l \leq L-1} \{z_l\} \quad (4)$$

Now we can take z_l as different statistics for the three channels we discussed above, namely Nakagami distribution, log-normal distribution and Gaussian distribution. The models for those channels will be investigated in the next section.

3. Models of MIMO UWB-IR of Different Statistic Channels

We first investigate how does the r.v. parameter, V , impact on the S/N in the above three different statistic channels?

For the Nakagami distribution multipath fading channel, we have [7]:

$$z_l = \sum_{n=0}^V \sum_{j=1}^{N_r} \sum_{i=1}^{N_t} \ln \{ \cosh[\phi(y_j(n))^T e_i(l)] \} \quad (5)$$

where, $l = 0, \dots, L-1$

and ϕ_n is defined as

$$\phi_n = \beta e^{c\mu_n}, \quad n = 0, \dots, V \text{ and } c = \frac{1}{20} \ln(10),$$

$$\mu_n = E\{\alpha_n(j, i)\}.$$

Also as the Appendix of [7] mentioned, we have the word error probability (WEP):

$$P_E \leq (L-1) \left(\frac{4e^2 \Gamma(2m)}{\Gamma(m)} \right)^{N_t N_r (V+1)} \prod_{n=0}^V \left[\frac{(1 + \frac{\sigma_n^2 \beta^2}{m})}{(1 + 2 \frac{\sigma_n^2 \beta^2}{m})} \right]^{m N_t N_r} \quad (6)$$

Here $\Gamma(\cdot)$ is the Gamma function [11, 13-15], it is noted that if r.v. V is large enough equation (5) can be simplified further format.

We now consider the situation of log-normal distributed multipath fading, i.e. the fading amplitudes $\{\alpha_n(j,i)\}$ is log-normal distribution with $m \geq 0.5$, we have[16]:

$$P_E \leq (L-1) \left(\frac{2}{\sqrt{\pi}}\right)^{(V+1)N_t N_r} \prod_{n=0}^V \times \left[\int_{-\infty}^{+\infty} \exp\{-t^2 - \beta \phi_n e^{c\mu_n} \exp\{c\sqrt{2}\sigma_r t\}\} dt \right]^{N_t N_r} \quad (7)$$

Finally let's have a closer look at the Gaussian distribution, we have [16]:

$$P_E \leq (L-1) \prod_{n=0}^V \left[\frac{(1 + \sigma_n^2 \beta^2)}{(1 + \frac{1}{2} \sigma_n^2 \beta^2)^2} \right]^{N_t N_r / 2} \quad (8)$$

It is noted that equation (8) is similar to that in equation (6) and that when r.v. V is larger than unit we can simplify equation (8).

The following section we shall present a number of simulations under different conditions to explore the behaviors of MIMO UWB-IR of different statistic channels.

4. Simulations of MIMO UWB-IR of Different Statistic Channels

Our target is, based above induced results, to investigate two situations that lead the optimal designs for MIMO UWB-IR communications, namely (a) because we don't want to have expensive channel state information (CSI), we take the "single cluster Poisson Model" for capturing the behavior of each $h_{ji}(t)$. Therefore, question occurs: how does the r.v. V impact on the S/N of the MIMO UWB-IR transceiver channels? (b) As Nakagami distribution is of important wireless communication distributions and the major parameter, m , will impact on the Nakagami distributions. Hence, the second question occurs: how does the factor m of the Nakagami distribution impact on the S/N of the MIMO UWB-IR transceiver channels?

In the following section, the massive simulations, based on above theories, are made for those two questions.

For the first question without loss generality we take simple case, $L = 2$, and the corresponding SISO impulse responses $\{h_{ji}(t)\}$ in equation (1) have been generated according to the CM 6 UWB-IR channel model, i.e. IEEE 802.15.4 with $\lambda = 1.13$ (1/ns), $T_u = 15.9$ (ns), $\gamma = 9.3$ (ns), $N_f = 8$, and the spectral efficiency of 1/200 (bit/sec/Hz). The simulations first take $N_r = 1$ and then let $N_t = 1, 2, 3, 4$, namely investigating the MISO situations.

Under the above conditions, Figures 2, and 3 show the $V = 5, 15$ with Nakagami distribution multipath channels. It is clearly to show that under the same statistic distribution the random variable V has impacted on the S/N under the same BER. For example, for the targeted BER, 10^{-5} , when the $N_t = 2$ there are 1.6 dB draped and in general case it is obviously that

with V increasing the S/N will significantly dropped (Figures 2 and 3).

Figures 4 and 5 presented the almost similar situations as that in Figures 2 and 3 except for the distribution changed from Nakagami distribution to log-normal distribution. Even though the distributions are changed from the Nakagami- to log-normal- distributions, the simulation conclusions are highly similar, which can be evidenced by the observations from Figures 4 and 5. However, it is noted that under the similar conditions log-normal distribution will cause more S/N drops if we compare the simulation results obtained from Figure 2 with that from Figure 4. This is not surprised as the samples increased those two distributions approach the common nature.

Let's have a look at Figures 6 and 7, which show the different distributions. The distribution becomes zero mean Gaussian distribution, which models highly-scattered outdoor NLOS propagation environments. It is indeed, as we observed, the more drops under the same conditions.

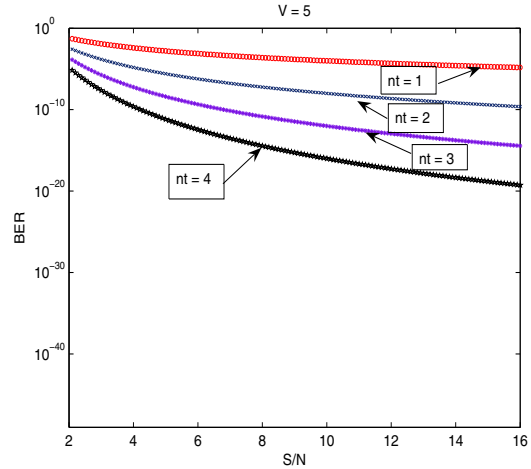


Figure 2: Nakagami distribution multipath channel with $N_r = 1$ and $N_t = 1, 2, 3,$ and 4 the S/N is in "dB".

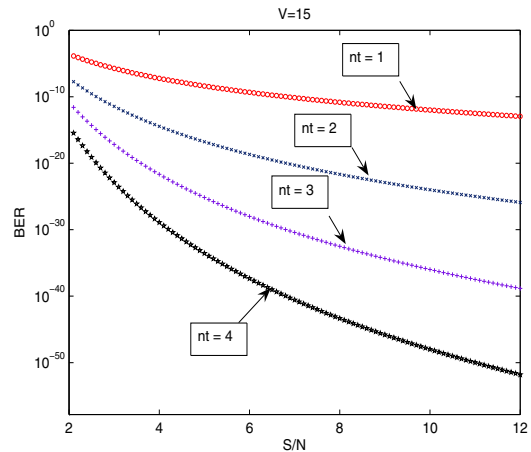


Figure 3: Nakagami distribution multipath channel with $N_r = 1$ and $N_t = 1, 2, 3,$ and 4 the S/N is in "dB".

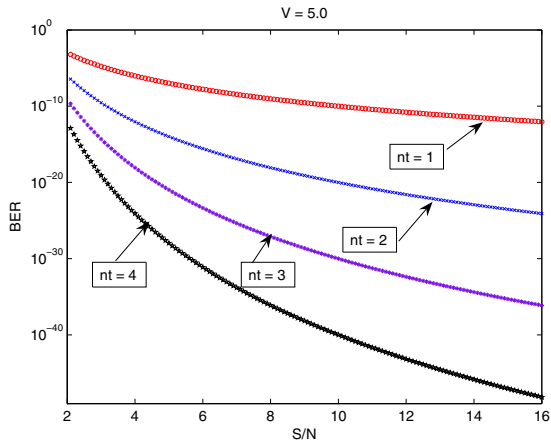


Figure 4: Log-normal distribution multipath channel with $N_r=1$ and $N_t=1, 2, 3,$ and 4 the S/N is in “dB”.

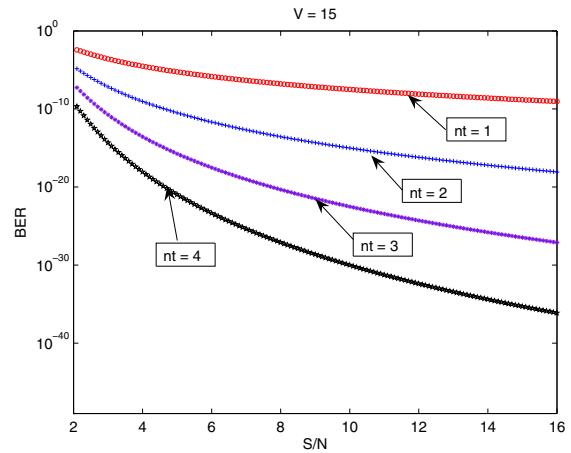


Figure 7: Gaussian distribution multipath channel with $N_r=1$ and $N_t=1, 2, 3,$ and 4 the S/N is in “dB”.

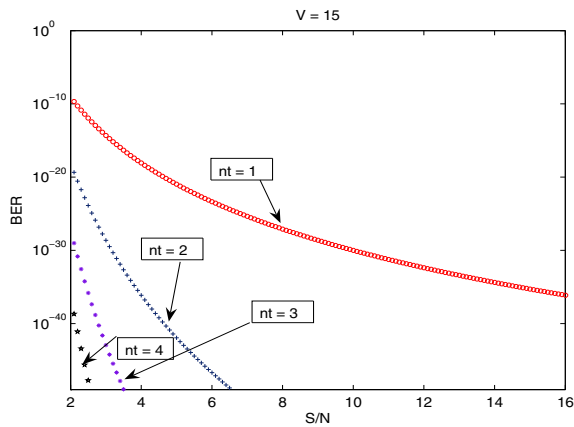


Figure 5: Log-normal distribution multipath channel with $N_r=1$ and $N_t=1, 2, 3,$ and 4 the S/N is in “dB”.

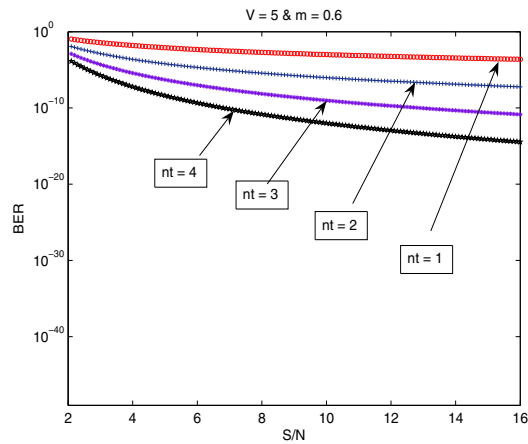


Figure 8: Nakagami distribution with $m=0.6$ $V=5$ the rest parameters are the same as that in previous figures.

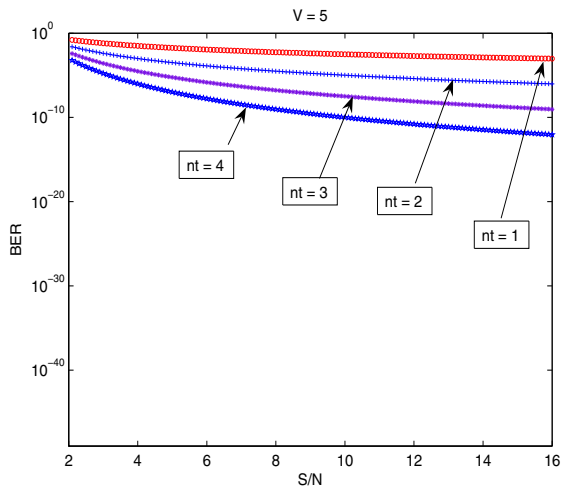


Figure 6: Gaussian distribution multipath channel with $N_r=1$ and $N_t=1, 2, 3,$ and 4 the S/N is in “dB”.

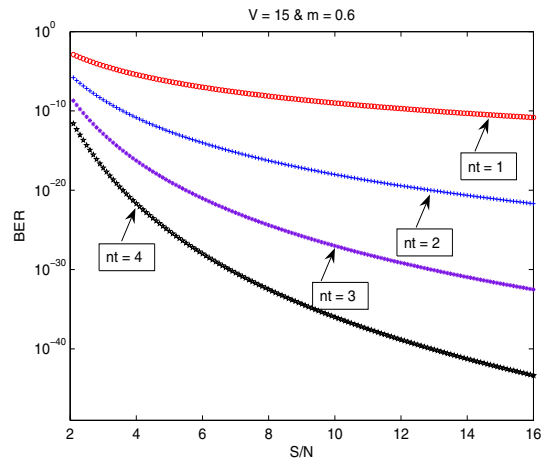


Figure 9: Nakagami distribution with $m=0.6$ $V=15$ the rest parameters are the same as that in previous figures.

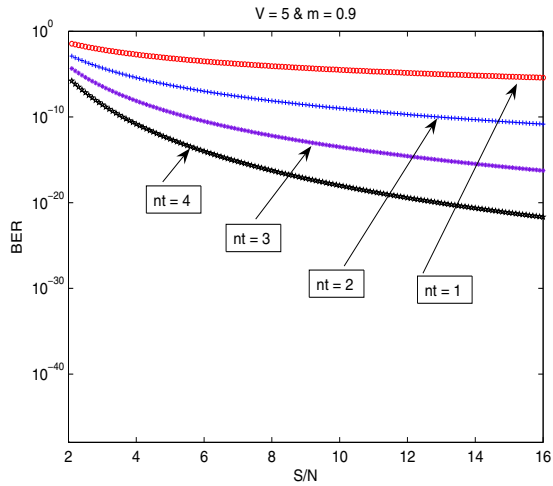


Figure 10: Nakagami distribution with $m=0.9$ $V=5$ the rest parameters are the same as that in previous figures.

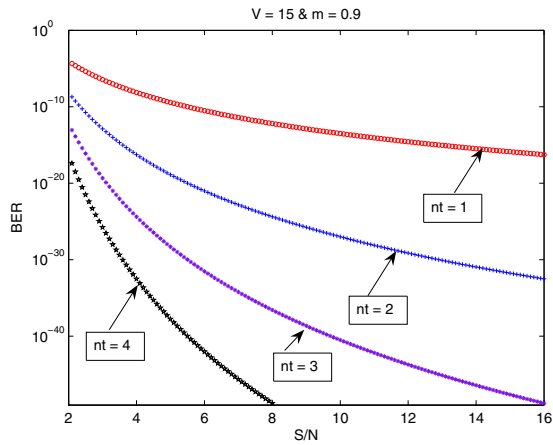


Figure 11: Nakagami distribution with $m=0.9$ $V=15$ the rest parameters are the same as that in previous figures.

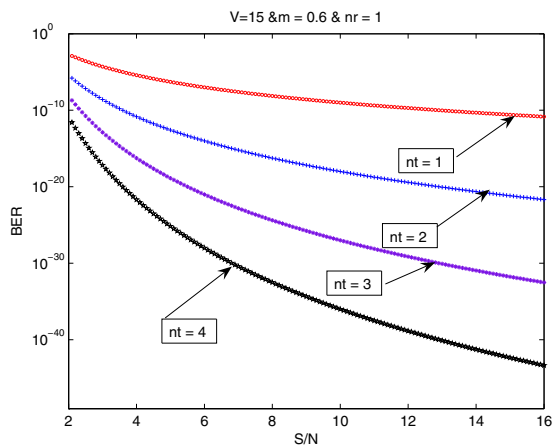


Figure 12: BER vs. S/N with the same condition as mentioned above and $N_r=1$, $m=0.6$, $V=15$ for the Nakagami distributions.

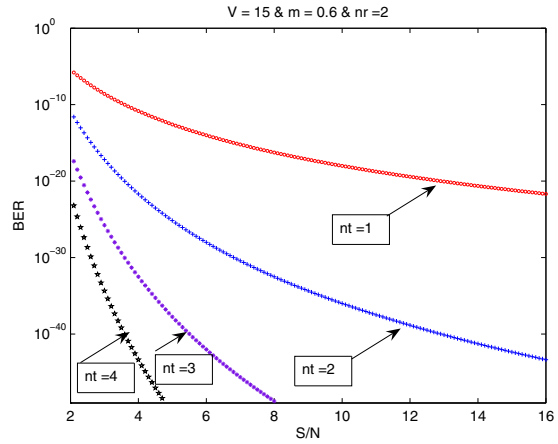


Figure 13: BER vs. S/N with the same condition as mentioned above and $N_r=2$, $m=0.6$ and $V=15$ Nakagami distributions.

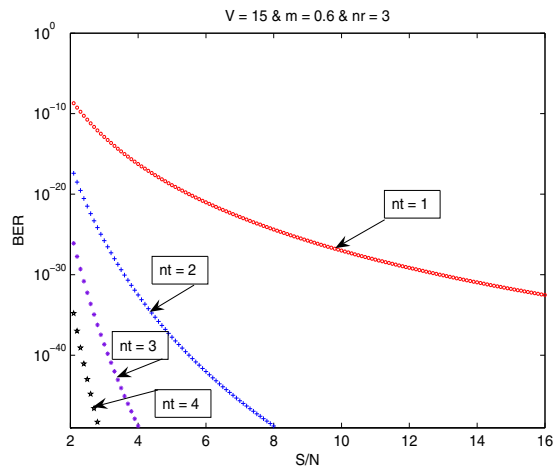


Figure 14: BER vs. S/N with the same condition as mentioned above and $N_r=3$, $m=0.6$ and $V=15$ Nakagami distributions

The observations from Figures 6 and 7 presented that as the communications is modeling for the out door the environmental situations are completed in terms of noises the impacts on the SNR would be stronger as expected.

In order to investigate how does the m factor affect the Nakagami distribution as the above second question described, we have taken the factor $m=0.6$ and 0.9 and the random variable $V=5$ and 15 and the simulations are shown in figures 8, 9 10 and 11.

For example, for the targeted 10^{-5} when $N_t=2$ under the same conditions except for $m=0.6$ and $m=0.9$ the former S/N dropped 1.9 dB in comparison with later (referring Figures 9 and 11). Also from Figures 8 and 10 for $N_t=3$, at the targeted 10^{-5} , we have S/N dropped about 2 dB from $m=0.6$ to $m=0.9$ with the same r.v. V values.

Figures 12, 13 and 14 show the same BER vs. S/N with the comparable parameters but for receiver number, $N_r=1, 2$ and 3 . From those simulations we can observe that as the receiver

number increasing, for the Nakagami distribution multipath communication channels, the S/N will drop because of this model (Nakagami distribution) focus on the case that the communication channel approaches to quasi-LOS, which is now deviating from the assumptions when the N_r becomes larger.

5. Conclusions

In this paper, in order to have optimal designs for MIMO UWB-IR transceiver multipath communication channels, in particular, under the condition of that there is no expensive CSI we have established statistic models for three major situations in MIMO UWB-IR communications. They are Nakagami distribution, log-normal distribution, and Gaussian distribution. Our paper focuses on (a) how does the random variable V affect MIMO UWB-IR multipath communication channels? (b) If we stick with general LOS case, Nakagami fading channel, how does the major “ m ” factor affect the MIMO UWB-IR communication channels? Our have presented massive simulations, based on theoretically investing, which show the answers for above questions we concerned. The simulation results also offer better information for the optimal designs for MIMO UWB-IR transceiver multipath communication channels. Finally we also investigate how the receiver number affects the MIMO UWB-IR S/N. All those results will give the optimal designs for MIMO UWB-IR transceiver multipath communication channels.

6. References

- [1] Jeffrey Hugh Reed, “An Introduction to Ultra Wideband Communication Systems,” Prentice Hall PTR, 2005.
- [2] A. F. Molishch, D. Cassion, et Alii, “A Comprehensive Standardized Model for Ultrawideband Propagation Channels,” IEEE Tr. On Antennas and Propagation, vol. 54, no. 11, pp3151 – 3166, 2006.
- [3] T. Ohtsuki, “Space-time Trellis Coding for UWB-IR,” Vehicular Technology Conference, VTC 2004, Spring 2004 IEEE 59th Vol. 2, pp1054-1058.
- [4] Takahiro Ezaki and Tomoaki Ohtsuki, “Rake Performance for UWB-IR System with SISO and MISO,” IEICE Transactions on Communications 2005 E88-B(10) pp.4112-4116.
- [5] Richard J. Barton and Divya Rao, “Performance Capabilities of Long-Range UWB-IR TDOA Localization Systems,” EURASIP Journal on Advances in Signal Processing Vol.2008, pp1-17.
- [6] Sang-Heon Lee, Nam-Sung Kim, Heau-Jo Kang and Soon-Gohn Kim, “performance Improvement of Intelligent UWB-IR Communication System in Multipath Channel,” ICIC 2006, Spring-Verlag Berlin Heidelberg 2006, pp1103-1108.
- [7] J. H. Reed, Enzo Baccarelli, Mauro Biagi, Cristian Pelizzoni, and Nicola Cordeschi, “Optimal MIMO UWB-IR Transceiver for Nakagami-fading and Poisson-Arrivals,” Journal of Communications, Vol. 3, No. 1, January 2008 pp27- 40.
- [8] Sathaporn Promwong, Wataru Hanitach, Jun-ichi Takada, Pichaya Supana Koon and Prakrit Tangtisanon, “Measurement and Analysis of UWB-IR Antenna Performance for WPANs,” Thammasat Int. J. Sc. Tech. Vol. 8, No.4, Oct-Dec 2003, pp56-62.
- [9] Saul Rodriguez Duenas, Xinzhong Dno, Sezi Yamac, Mohammed Lsmail and Li-Rong Zheng, “ CMOS UWB IR Non-Coherent Receiver for RF-ID Applications,” Applications, Circuits and Systems, 2006 IEEE pp213-216.
- [10] Xu He, Xiaoyong Peng, Yue Xiao, and Shaoqian Li, “A Novel Time and Frequency Synchronization Technique for MIMO-OFDM,” the fourth advanced international conference on telecommunications 2008, pp360-363.
- [11] J. Proakis, “Digital Communications,” Ed. 4 McGrawHill, 2001.
- [12] L. Yang, G. B. Giannakis, “Analog Space-Time Coding for Multiantenna Ultra-Wideband Transmissions,” IEEE Trans. On Comm. Voil.52, no.3 , 2004 pp507-517.
- [13] X. Huang and A. C. Madoc, “Image Multi-Noise Removal via Levy Process Analysis,” Lecture Notes in Coimputer Science. Spring Berlin/Heideberg, vol 3684/2005, pp22-25.
- [14] Xu Huang, “Noise Removal for Image in Nakagami Fading Channels by Wavelet-based Bayesian Estimator,” IEEE International Conference on Multimedia & Expo 2008, June 23-26, 2008 Germany , pp21-24.
- [15] X. Huang and A. C. Madoc, “Image and Its Noise removal in Nakagami Fading Channels,” IEEE 8th International Conference on Advanced Communication Technology, Phoenix Park, Republic of Korea, Proceeding Part I, pp570 – 574.
- [16] E. Baccarelli, M. Biagi, C. Pelizzoni, and N. Cordeschi, “ Non-coherent Transceivers for Multipath-affected MIMO UWB-IR Communications for multipath affected MIMO UWB-IR Communications,” <http://infocom.uniroma1.it/~pelcris/tech.1.pdf>
- [17] V.V.S Nagesh Polu, B. G. Colpits, B. R. Peterson, “Symbol-wavelength MMSE gain in a multi-antenna UWB system,” IEEE Proc. Of the 4-th Annual Communication Networks ans Service Research Conference (CNSR’06), pp. 1-5.
- [18] T. Ezaki, T. Ohtsuki, “ Performance Evaluation of Space Hopping Ultra Wideband Impulse Radio (SH-UWB-IR) System,” IEEE Intern. Conf. on Comm. 2004 (ICC’04), vol.6, pp3591-3595.
- [19] H. Liu, C. Qiu, and Z. Tian, “Error Performance of Paulse-Based Ultra-Wideband MIMO Systems Over Indoor Wireless Channels,” IEEE Trans. On Wireless Comm., vol.4 no.6, pp2939-2944, Nov.2005.
- [20] C. Prettie, D. Cheung, L. Rusch, and M. Ho, “Spatial Correlation in a Home Environment,” IEEE Conf. on Ultra Wideband Syst. And Tech., May 2002, pp65-69.